


# Sophist



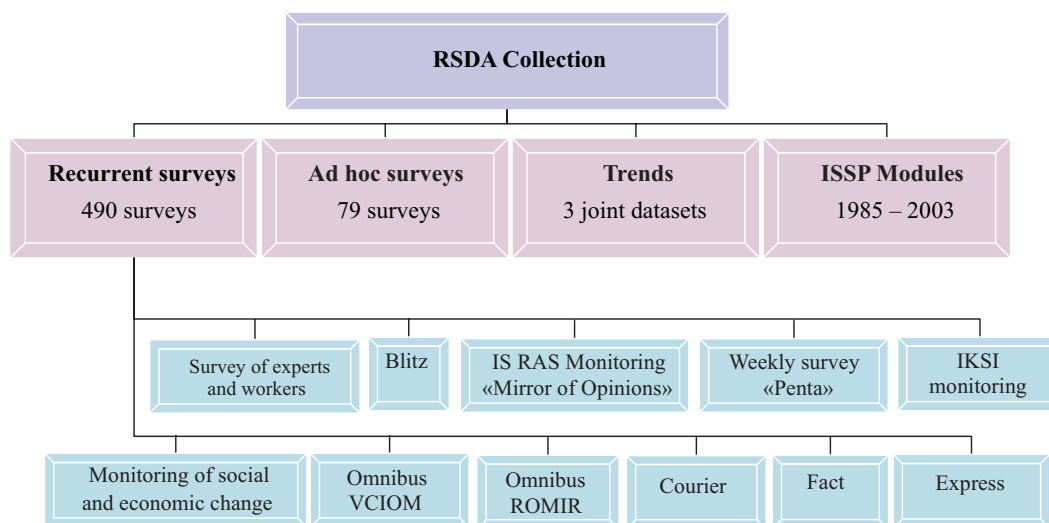
## RECENT ADDITIONS TO THE RUSSIAN SOCIOLOGICAL DATA ARCHIVE

The Russian Sociological Data Archive was started with a collection of 54 surveys. At present the catalogue which can be found on the website of the <http://solist.socpol.ru/> includes nearly 600 surveys encompassing the period from 1989 to 2005.

In 2006 the collection increased thanks to the surveys performed by Russian and foreign organizations — we have received more than 50 data files from different sources. There is an open access to a new recurrent survey «Courier» performed by all-Russia representative sample of urban and rural population with the number of respondents about 1600, of the age 18 plus.

Two ad hoc surveys — *Bureaucracy* and *Totalitarianism* — were received from the Institute of Sociology RAS.

Our foreign partners supplied most interesting data. Thus, the Cologne Archive deposited results of the European Values Study. This is the third wave of research carried out in 1999 – 2000 (the first and second took place in 1981 and 1990 accordingly). The survey covers 33 countries. Besides, the Cologne Archive supplied the Euro-Barometer data (main trends) and «East Europe Electoral Surveys in 1989 – 2002». The Social Research Institute of Warsaw University supplied the data of the Polish General Survey for 1992 – 2002. Also we offer for the open access the first wave of the research performed by the Caucasian Research Center (CRRC) «Assessment of the social and economic situation of households in the South Caucasus».



## IS YOUR FAMILY LARGE?

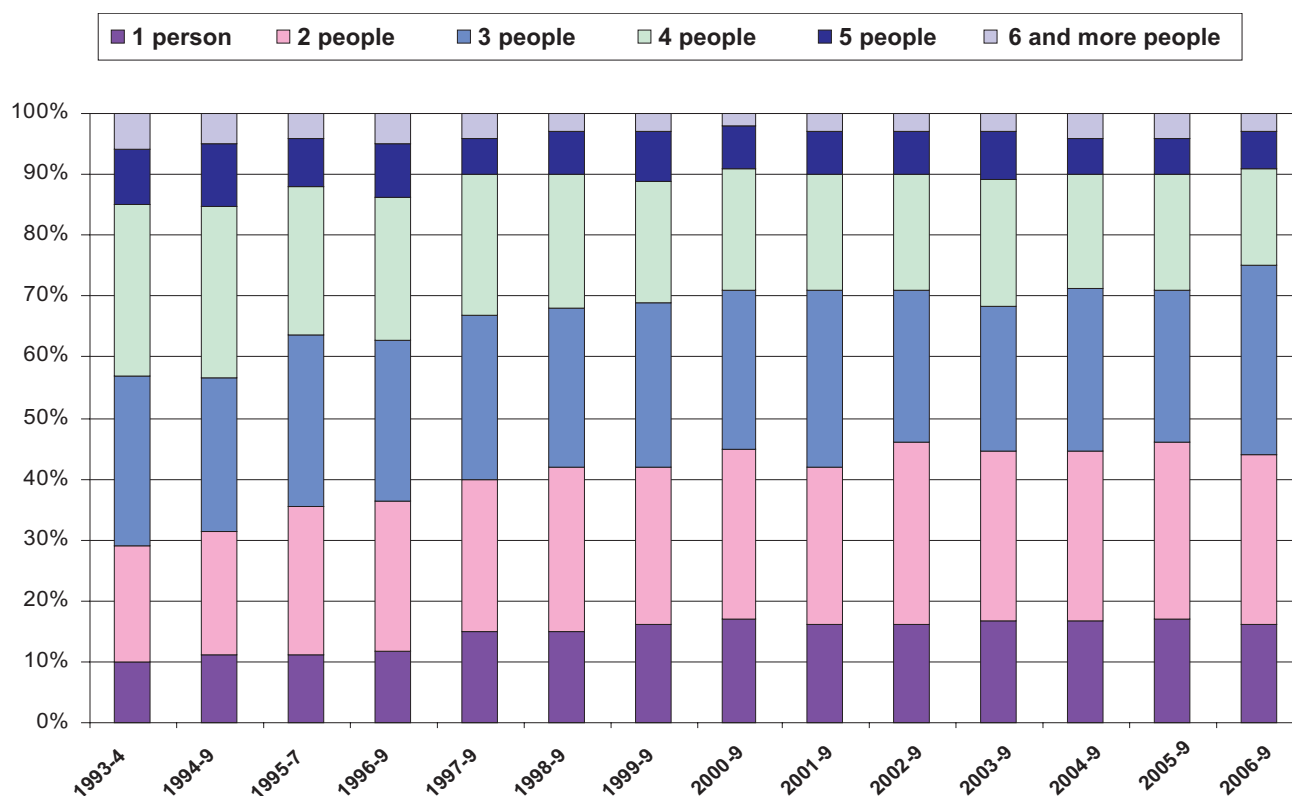
One of the hallmarks of modernization of society is a transfer from a multi-generation to a nuclear family. We will use the data deposited in the Russian Sociological Data Archive to collate certain aspects of the situation in this sphere in Russia and other countries. First let's turn to the «Monitoring of social and economic change» data. It was started in 1993 and is performed every two months based on comparable samples, which make it possible to compare the obtained results. Each time the respondents have to answer the question «How many household members are there in your family (including yourself)?» The results of the 13-year research are given in Pic. 1.

According to the surveys, there is a tendency at decrease in the size of households. Thus, if in 1993 about 10% of Russians lived singly, by 2000 the share of singles comprised 17 % and has been oscillating around this level, ranging from 1 to 2 percent since then. The share of households with 3 and fewer members was about 57 % out of the total number of households. In 2000 it reached the level of 70 %.

The change from a multi-generation to a nuclear family is a general tendency in economically developed countries. The position of Russia among other countries is shown in Pic. 2 (Page 4). The data is obtained in the international ISSP (International Social Survey Programme) research. The wave under analysis is called «The Family and changes in gender roles». The research was carried out in 2002. 34 countries took part in it. According to the obtained data the maximal size is characteristic of the households in the countries of Asia and Latin America, minimal — of developed European countries and the USA. Russia occupies position in the lower third of the list.

The ISSP data also show serious inter-country differences in the structure of households. Picture 3 shows the structure of households having only adult members (respondents of the age of 18 and older were accepted as adults). For this analysis we have chosen the countries with polar indexes. The overall number of household in the given country serves as a basis for calculations.

**Pic. 1.**  
**DYNAMICS OF THE SIZE OF HOUSEHOLDS IN RUSSIA**

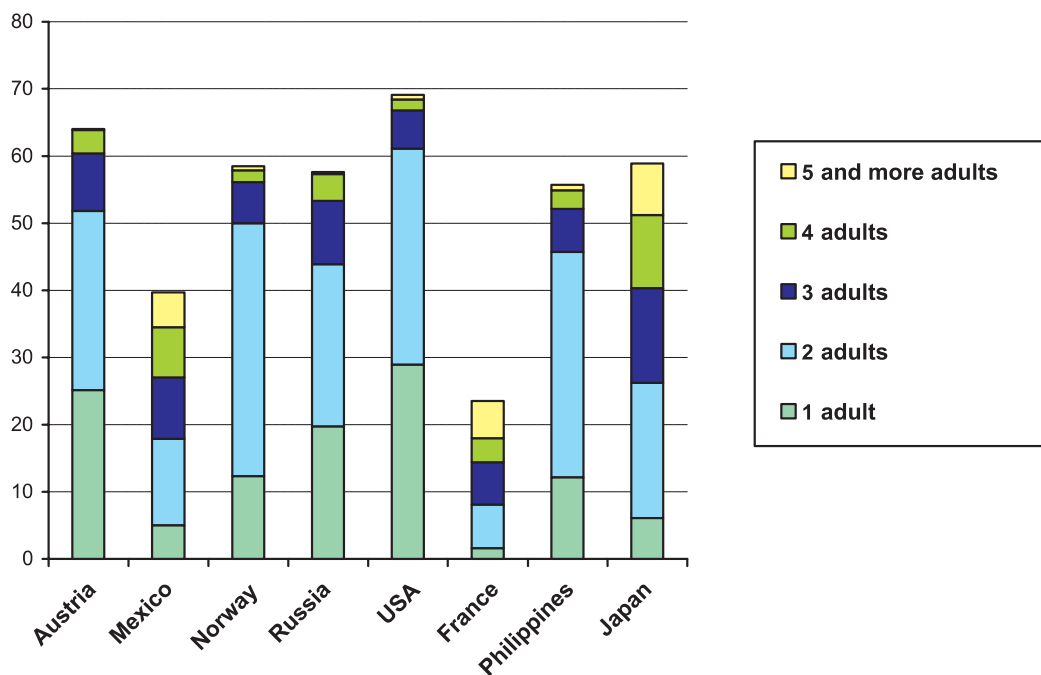


The most vivid tendency for a person to live separately from his adult children, moreover grandchildren is found in the USA, where 60% of households are comprised by singles or adult pairs. A similar situation is observed also in «old» Europe. An opposite situation exists in Asian and Latin American countries. Thus in Philippines families without children comprise only 24 % of all the households (it should be mentioned that «children» can also imply grandchildren in this case: during the survey only age — under 18, not ancestral relationship, was taken into consideration). Besides, the share of households with three and more members is by one and a half times greater than «under-populated» households. A curious situation can be observed in Japan. There along with a large share of households without children (almost as large as in Europe), the share of households with 3 adults living together is also large.

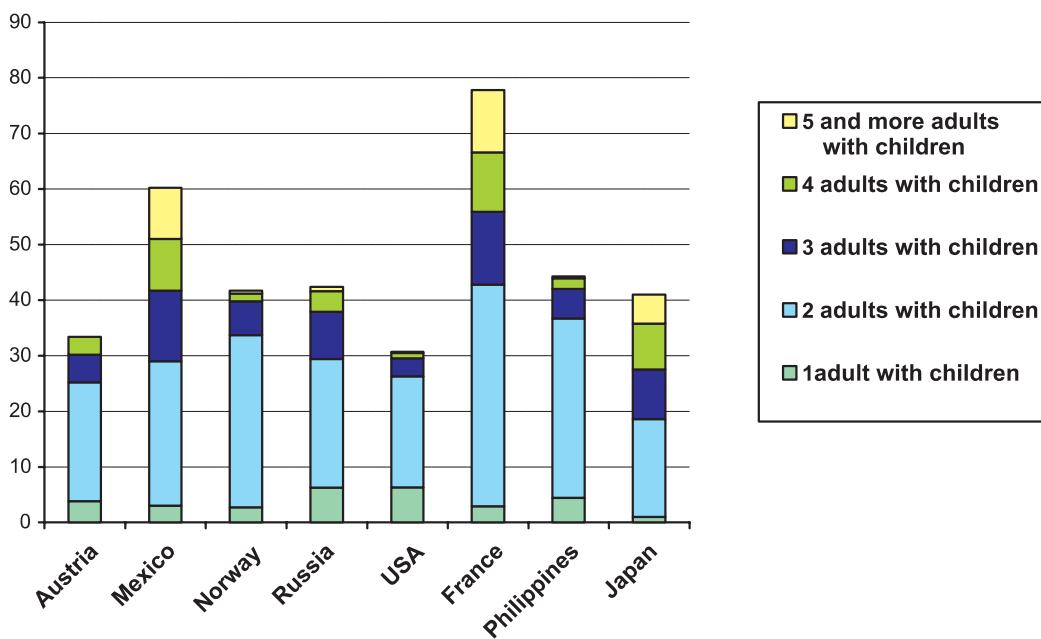
Also different is the structure of households with children. The maximal share of incomplete families — one adult with children — can be found in the USA and Russia. There are practically no singles with children in Japan. The share of households with children in Russia is bigger than in the USA for example. But the average number of children in the USA is larger: if there are children in an American family, their number is likely to be three children. The average number of children per household is given in Pic. 5 (see Page 4).

Cross-country differences are revealed in characteristics of those, who say «I am a family to myself». In most cases these are women: on the whole in

**Pic.3.**  
**STRUCTURE OF HOUSEHOLDS: ADULTS WITHOUT CHILDREN**



**Pic.4.**  
**STRUCTURE OF HOUSEHOLDS: ADULTS WITH CHILDREN**



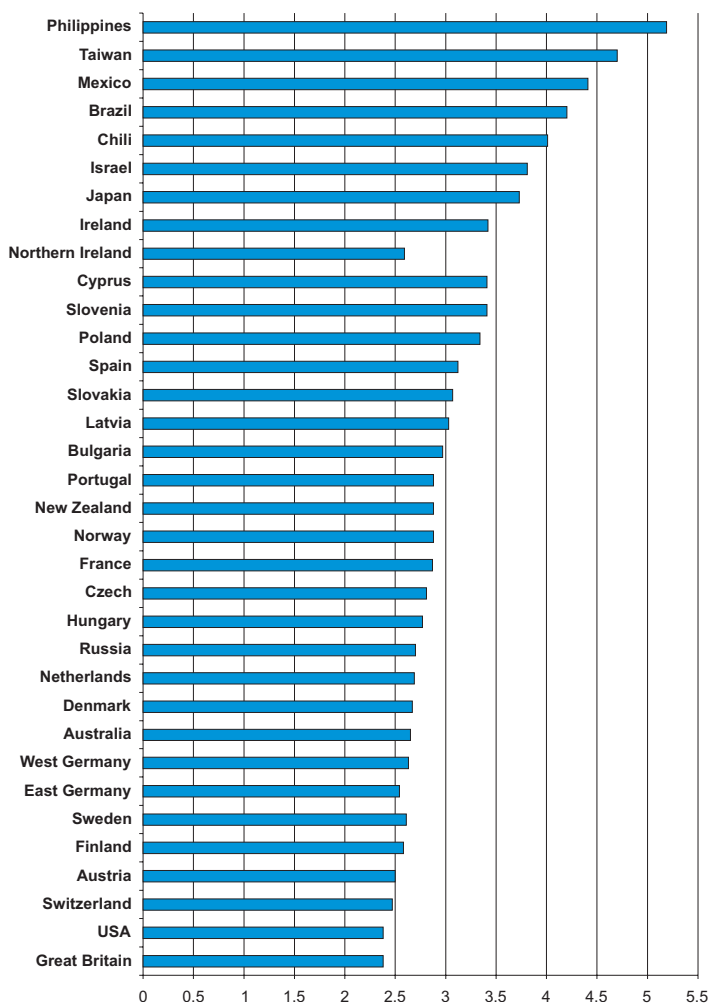
the countries surveyed there are two single women per each single man. But if we go from «the average in hospital» to a concrete analysis of the situation in each country, we discover an essential difference. In countries like Hungary, Poland, Russia, the

share of single women excels the corresponding share of men approximately by three times (it is necessary to note, that filling of the analyzed groups is not high, that is why the offered figures can rather serve as a reference point for comparison than correct assessment). In such countries as Sweden, Spain, Ireland, gender differences among singles comprise less than 5 per cent. Bit in Philippines and Brazil, Taiwan and Cyprus the number of single men, living alone essentially excels the number of women.

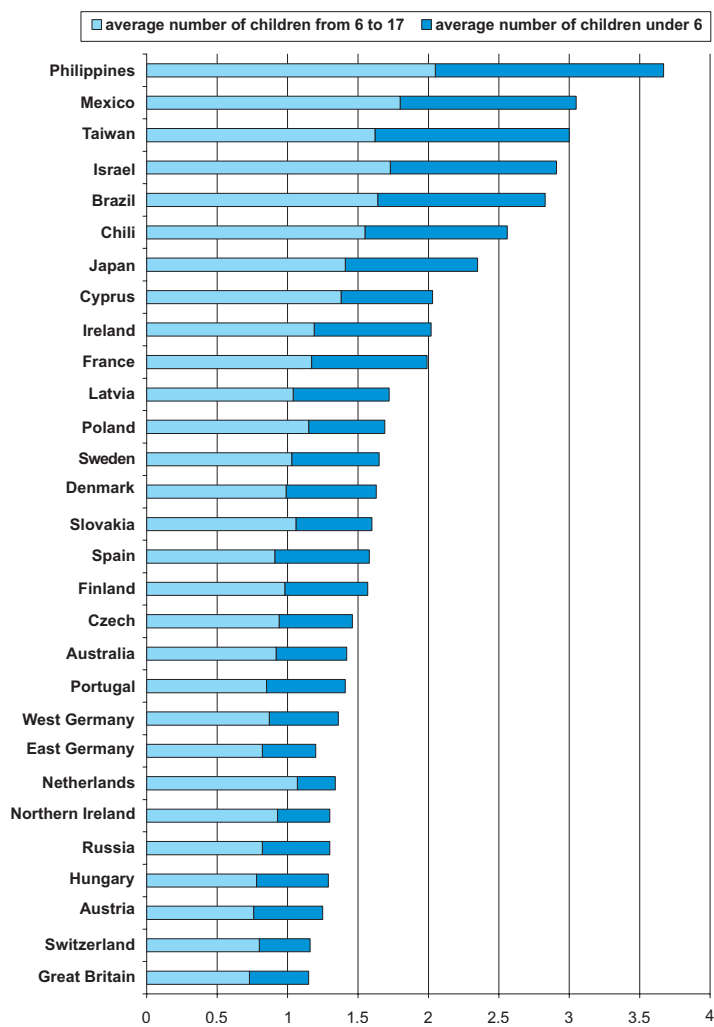
There are also age differences. In most cases the age of those living alone is higher than the

average age of respondents — the difference is almost 9 years, if we consider all the countries, participating in the research on the whole. But in Mexico those, living alone are 15 and a half years older than the average respondent, in Poland and Hungary 14 years. In Russia the difference is 12 and a half years, in USA — about 7 years (that is less than an average). In Scandinavian countries there is practically no difference between the age of singles and the average age in the sample. Whereas in Cyprus and France singles are even a bit younger than the average respondent.

**Pic.2.**  
**AVERAGE NUMBER OF PEOPLE IN THE HOUSEHOLD**



**Pic.5.**  
**AVERAGE NUMBER OF CHILDREN PER HOUSEHOLD**



3 Glinischevsky pereulok,  
entrance 3  
Moscow, 125009, Russia



independent institute for  
**S O C I A L P O L I C Y**  
www.socpol.ru

Phone: (495) 786-67-18  
Fax: (495) 629-96-51  
e-mail: info@socpol.ru